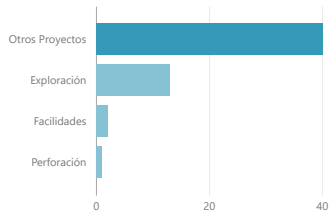


Quick Insights for Test KPEX2

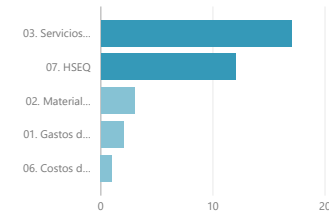
A subset of your data was analyzed and the following insights were found. [Learn more](#)

Count of Pep
BY FASE



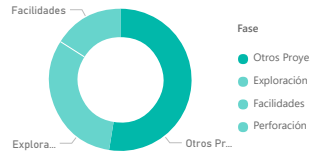
CATEGORY OUTLIERS
'Otros Proyectos' has noticeably more Pep.

Count of Desc.CeBe
BY ECOST



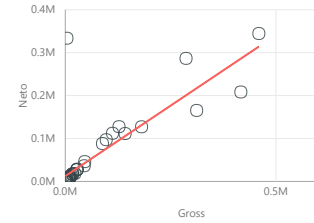
CATEGORY OUTLIERS
'03. Servicios Contratos' and '07. HSEQ' have noticeably more Desc.CeBe.

Gross
BY FASE



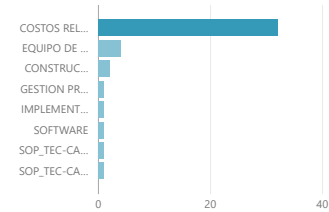
MAJORITY
'Otros Proyectos' accounts for the majority of Gross.

Gross and Neto
BY AFE



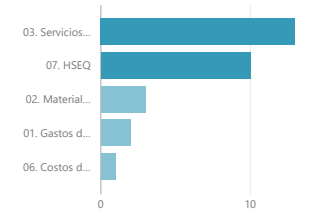
CORRELATION
There is a correlation between Gross and Neto.

Count of Desc.Afe
BY DESC.PEP



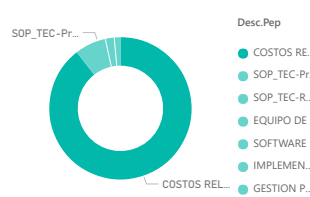
CATEGORY OUTLIERS
'COSTOS RELACIONADOS' has noticeably more Desc.Afe.

Count of Campo
BY ECOST



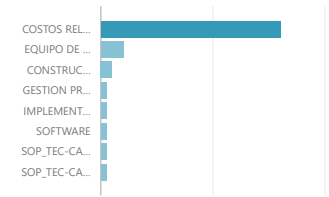
CATEGORY OUTLIERS
'03. Servicios Contratos' and '07. HSEQ' have noticeably more Campo.

Gross
BY DESC.PEP



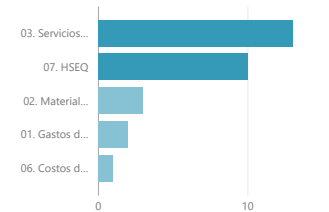
MAJORITY
'COSTOS RELACIONADOS' accounts for the majority of Gross for Fase 'Otros Proyectos'.

Count of Afe
BY DESC.PEP



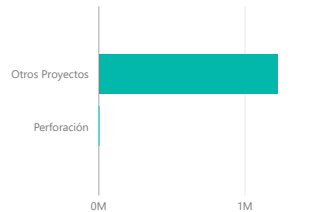
CATEGORY OUTLIERS
'COSTOS RELACIONADOS' has noticeably more Afe.

Count of Bloque
BY ECOST



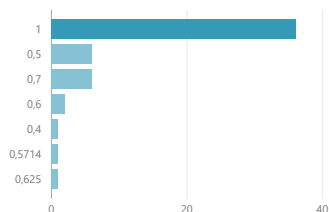
CATEGORY OUTLIERS
'03. Servicios Contratos' and '07. HSEQ' have noticeably more Bloque.

Gross
BY FASE



MAJORITY
'Otros Proyectos' accounts for the majority of Gross for Desc.Pep 'COSTOS RELACIONADOS'.

Count of Afe
BY % PRE



CATEGORY OUTLIERS
'1' has noticeably more Afe.

Count of CeBe
BY ECOST



CATEGORY OUTLIERS
'03. Servicios Contratos' and '07. HSEQ' have noticeably more CeBe.